

RESEARCH ARTICLE

Herbivory and Stoichiometric Feedbacks to Primary Production

Jennifer Adams Krumins^{1,4*}, Valdis Krumins², Eric Forgoston³, Lora Billings³, Wim H. van der Putten^{4,5}

1 Department of Biology and Molecular Biology, Montclair State University, Montclair, New Jersey, United States of America, **2** Department of Environmental Sciences, Rutgers University, New Brunswick, New Jersey, United States of America, **3** Department of Mathematical Sciences, Montclair State University, Montclair, New Jersey, United States of America, **4** Department of Terrestrial Ecology, Netherlands Institute of Ecology, Wageningen, The Netherlands, **5** Laboratory of Nematology, Wageningen University, Wageningen, The Netherlands

* kruminsj@mail.montclair.edu



CrossMark
click for updates

OPEN ACCESS

Citation: Krumins JA, Krumins V, Forgoston E, Billings L, van der Putten WH (2015) Herbivory and Stoichiometric Feedbacks to Primary Production. PLoS ONE 10(6): e0129775. doi:10.1371/journal.pone.0129775

Editor: Vishal Shah, Dowling College, UNITED STATES

Received: February 6, 2015

Accepted: May 12, 2015

Published: June 22, 2015

Copyright: © 2015 Krumins et al. This is an open access article distributed under the terms of the [Creative Commons Attribution License](https://creativecommons.org/licenses/by/4.0/), which permits unrestricted use, distribution, and reproduction in any medium, provided the original author and source are credited.

Data Availability Statement: All relevant data are within the paper and its Supporting Information files.

Funding: JAK was supported for this work by the National Science Foundation in grant OISE# 0758674. LB and EF were supported by the National Science Foundation in grant CMMI# 1233397.

Competing Interests: This material is based upon work while LB was serving at the National Science Foundation. Any opinion, findings, and conclusions or recommendations expressed in this material are those of the authors and do not necessarily reflect the views of the National Science Foundation.

Abstract

Established theory addresses the idea that herbivory can have positive feedbacks on nutrient flow to plants. Positive feedbacks likely emerge from a greater availability of organic carbon that primes the soil by supporting nutrient turnover through consumer and especially microbially-mediated metabolism in the detrital pool. We developed an entirely novel stoichiometric model that demonstrates the mechanism of a positive feedback. In particular, we show that sloppy or partial feeding by herbivores increases detrital carbon and nitrogen allowing for greater nitrogen mineralization and nutritive feedback to plants. The model consists of differential equations coupling flows among pools of: plants, herbivores, detrital carbon and nitrogen, and inorganic nitrogen. We test the effects of different levels of herbivore grazing completion and of the stoichiometric quality (carbon to nitrogen ratio, C:N) of the host plant. Our model analyses show that partial feeding and plant C:N interact because when herbivores are sloppy and plant biomass is diverted to the detrital pool, more mineral nitrogen is available to plants because of the stoichiometric difference between the organisms in the detrital pool and the herbivore. This model helps to identify how herbivory may feedback positively on primary production, and it mechanistically connects direct and indirect feedbacks from soil to plant production.

Introduction

When herbivores consume plants, either above or below ground, they release mineralized nutrients into the environment supporting microbial activity and enhancing primary production [1–3]. This occurs through three potentially concurrent mechanisms. First, plants may compensate for herbivory with additional growth [4]. Second, due to a stoichiometric imbalance between the herbivore and the plant, a herbivore may excrete excess mineral nutrients into the surrounding environment. Generally, when consumers eat a resource with a lower carbon to nitrogen (C:N) ratio they contribute excess mineral nutrients (N) to the soil (e.g. protists

or nematodes eating bacteria [5]). However, when they consume something relatively depleted in N (a higher C:N), they contribute excess organic carbon to the soil [6–9]. Third, herbivores do not always completely ingest vegetation. As they graze, leaf material above ground or root exudates and particles below ground may not be consumed fully. The ‘partial feeding’ of the herbivore results in discarded and non-ingested detrital plant material that potentially primes the soil by increasing the quantity of organic matter and therefore, feeding microbial metabolism within the detrital pool [10–13]. These mechanisms are not mutually exclusive; in particular, the third is dependent on the principles of the second. Whether or not the excess organic matter is ingested, decomposed and mineralized by the herbivore or in detritus depends on the fraction of biomass consumed by the herbivore. Following that, the stoichiometric imbalance between plant material and the detrital microbes or herbivores will determine whether organic carbon accumulates or mineral nitrogen accumulates [14]. These facts determine whether or not the plant will benefit from the indirect soil-priming effects [12] of a herbivore that consumes only a fraction of what it grazes or suffer from the direct consumptive effects of a herbivore that consumes the plant whole.

Organic material released during herbivory imposes a direct cost to the plant. However, herbivores can be highly selective or even sloppy, consuming only a fraction of what is grazed and sometimes only the highest quality fraction [15]. In this case, partial feeding will function in an ecosystem differently than efficiency in the sense described by Lindeman [16], where only some fraction of energy and nutrients consumed on one trophic level are transferred to the next higher trophic level. Rather, the fraction of un-consumed organic matter left behind in the form of plant fragments or root exudates and particles is not assimilated by the herbivore. However, it is not completely lost to the plant because even though the un-consumed plant biomass does not support herbivore biomass, it will indirectly benefit the plant when it is decomposed and mineralized in the detrital pool (Fig 1).

Early extensive work set the foundation for herbivory theory in aboveground communities [17] that has since been extended to the rhizosphere, where nutrient cycling takes place [1]. Past work has shown that roots can undergo compensatory growth in the same way as above ground biomass [18]. However, this may not be a purely plant physiological response. Instead, the mechanism behind this effect is likely explained by metabolic processes mediated by microbes in the detrital pool of the soil. In one experiment, when nematodes grazed roots, organic nutrients were released and microbial nitrogen cycling increased [19]. The stoichiometric quality of the organic matter as it is digested by the herbivore or decomposed and mineralized by microbial consumers will determine the benefit to the plant [6], and mechanisms of herbivory vary. Some herbivores can consume biomass whole when they graze while others leave large amounts of plant biomass behind as detritus. Our model addresses this variation and accounts for multiple pathways of decomposition such that it helps to realistically describe the mechanism.

Our model explores the idea that “partial feeding”, defined as e_i , of a herbivore interacts with the stoichiometric quality of the grazed plant to determine metabolism in the detrital pool and nutritive feedback to plants. Specifically, the model enables the study of the relative effects of the quantity of organic matter priming the soil versus the stoichiometric imbalance between the consumer and the consumed (relative quality of organic matter) [10]. This interaction is important, and can be extended when one considers foraging activity and consumptive patterns of different types of herbivores. For instance, herbivorous nematodes in soil may draw root material through a spear or stylet leaving only dissolved organics behind if at all. In contrast, chewing insects are likely to leave large particulate matter behind. Our model was inspired by soil food web models (e.g. van Veen, et al. [20]), and our parameter values were taken from previous soil food web models and our own green house studies (Table 1).

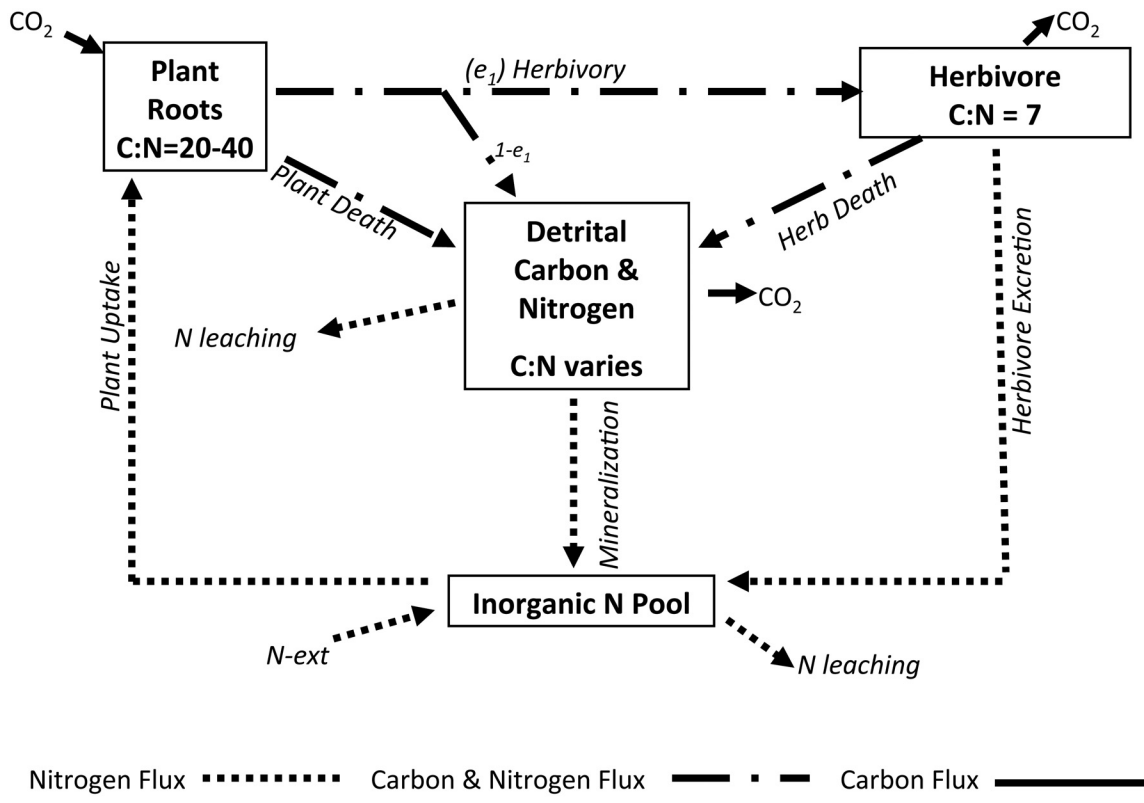


Fig 1. Diagram of pools and fluxes for our model indicating the flow of carbon only (solid lines), nitrogen only (dotted lines) and carbon and nitrogen both (dotted and dashed lines).

doi:10.1371/journal.pone.0129775.g001

However, with appropriate parameter values, the theory and application presented here may easily be extended to other plant—herbivore interactions.

Materials and Methods

Model Development and Assumptions

The model simulates a system with seven interacting pools: plants (P_C and P_N referring to plant carbon biomass and plant nitrogen biomass respectively), herbivores (H_C and H_N referring to herbivore carbon biomass and herbivore nitrogen biomass respectively), detritus (D_C and D_N referring to detrital carbon and nitrogen respectively), and inorganic nitrogen (N). However, the stoichiometry of plants and herbivores is fixed such that $P_N = P_C / CNP$ and $H_N = H_C / CNH$, so only five pools can independently vary (P_C, H_C, D_C, D_N and N) (Fig 1). Our model was developed using the following simplifying assumptions:

1. The plant pool includes both shoots and roots as a single unit. It net assimilates CO₂, and an important assumption of this model is nitrogen limitation [21]. Therefore, carbon assimilation is limited by the availability of nitrogen, and following Liebig’s Law [22], an organism will only assimilate nutrients in proportion to that nutrient which is most limiting. Therefore, nitrogen limitation affects the degree to which a plant can photosynthesize and grow [23]. Further, because the system is assumed to be nitrogen limited, the model does not account for the plants threshold elemental ratios (TER).
2. The C:N values of the herbivores are fixed.

Table 1. Variable and parameter definitions, values and their references.

| | Parameter | Value | Units | Notes |
|----------------|--|---------------------------------------|---|--|
| <i>CNP</i> | C:N ratio of plants | varies 20–40 | $\text{g C} \cdot \text{g N}^{-1}$ | [8] |
| <i>CNH</i> | C:N ratio of herbivores | 7 | $\text{g C} \cdot \text{g N}^{-1}$ | [9] |
| e_1 | Herbivore Partial Feeding | varies 0.1–1.0 | — | The fraction of plant material digested by the herbivore vs. lost to the detrital pool. |
| r_P | Specific plant growth rate (funct. of N) | 281 | $\text{g soil} \cdot \text{g N}^{-1} \text{d}^{-1}$ | $= 0.0722/\text{N}$ [27] |
| d_P | Plant death rate | 0.003 | d^{-1} | [33] |
| r_{1H} | Specific herbivory (function of P and H) | 100 | $\text{g soil} \cdot \text{g C}^{-1} \text{d}^{-1}$ | [33] |
| d_H | Herbivore death rate | 0.003 | d^{-1} | [34] |
| r_{2H} | Herbivore respiration rate | 0.014 | d^{-1} | Estimate based on approximate 1% biomass carbon respired |
| r_{min} | mineralization rate | $5.8 \cdot 10^{-3}$ | d^{-1} | estimate based on labile carbon [44] |
| k_{NL} | N leaching coefficient (labile N pool) | 0.0095 | d^{-1} | based on greenhouse experiment: assumes 1L soil, watered 100 mL 2x/week; 10% of applied water goes out bottom. |
| k_{DL} | N leaching coefficient (detrital pool) | 0.001 | d^{-1} | $= 0.1 * k_{NL}$ |
| N_{ext} | External N addition | $2.7 \cdot 10^{-6}$ | $\text{g N} \cdot \text{g soil}^{-1} \text{d}^{-1}$ | Standard 0.1X Hoagland Solution used in greenhouse experiment [25] |
| State Variable | | Units | | |
| <i>P</i> | Plant Biomass | $\text{g C} \cdot \text{g Soil}^{-1}$ | | |
| <i>H</i> | Herbivore Biomass | $\text{g C} \cdot \text{g Soil}^{-1}$ | | |
| <i>N</i> | Mineral Nitrogen | $\text{g N} \cdot \text{g Soil}^{-1}$ | | |
| D_C | Detrital Carbon | $\text{g C} \cdot \text{g Soil}^{-1}$ | | |
| D_N | Detrital Nitrogen | $\text{g N} \cdot \text{g Soil}^{-1}$ | | |

doi:10.1371/journal.pone.0129775.t001

- Excretion by the herbivore is explicitly modeled here, but egestion is not as it has been done in other models [6]. To maintain simplicity, we assume egestion (any undigested waste) of the herbivore will retain the C:N value of its food (*CNP*) and enter the detrital pool as unconsumed plant biomass does following $1-e_1$.
- We have incorporated the microbial (bacterial and fungal) pools and their functioning into the detrital pool. This is an important simplification that assumes the detrital pool encompasses a microbial consortium that includes fungi and bacteria and is capable of decomposition and mineralization [24]. However, this model can be used as a framework on which additional processes may be resolved such as the capacity of the microbial pool to either assimilate or mineralize nutrients, and the degree to which the detrital pool is dominated by fungal or bacterial decomposers will be reflected in the pool's stoichiometry.

Baseline parameter values can be found in Table 1. The parameters are obtained from literature in plant and soil communities or from operating conditions used in our own greenhouse experiments. The parameter values for R_{2H} and r_{min} are estimated because they would be difficult to measure. The pools exchange carbon and nitrogen in accordance with the flux equations that account for (Fig 1): herbivore respiration, herbivore excretion and herbivore death, mineralization of detritus, herbivory, external nitrogen and plant uptake of carbon and nitrogen, and

plant death. Further, nitrogen can leach from the detrital pool as organic nitrogen and from the inorganic nitrogen pool as mineral nitrogen. Organic carbon does not leach from the detrital pool, but it can be mineralized and respire out as CO₂.

The mass balance for carbon in the plant pool is

$$\frac{dP_C}{dt} = r_p P_C N - d_p P_C - r_{1H} H_C P_C,$$

where r_p is the relative plant growth rate which determines carbon uptake by the plant, d_p is the plant death rate, and r_{1H} is the specific herbivory rate which determines the amount of herbivory. Plant nitrogen biomass is scaled to the plant carbon biomass by the plant's C:N ratio CNP so that the mass balance for nitrogen in the plant pool is

$$\frac{dP_N}{dt} = \frac{1}{CNP} (r_p P_C N - d_p P_C - r_{1H} H_C P_C).$$

The mass balance equation for herbivore carbon is

$$\frac{dH_C}{dt} = e_1 (r_{1H} H_C P_C) - d_H H_C - r_{2H} H_C,$$

where e_1 , as stated, is the partial feeding of the herbivore, which determines how much plant biomass is consumed by the herbivore and how much is left behind to enter the detrital pool. The herbivore death rate is d_H , and r_{2H} is the respiration rate of the herbivore. As in the plants, herbivore nitrogen biomass is scaled to the herbivore carbon biomass by the herbivore's C:N ratio (CNH) so that the mass balance for nitrogen in the herbivore pool is

$$\frac{dH_N}{dt} = \frac{1}{CNH} (e_1 (r_{1H} H_C P_C) - d_H H_C - r_{2H} H_C).$$

The equation for herbivore nitrogen can be algebraically rearranged to account for herbivore excretion. Excretion does not include the nitrogen flux from the plants to the herbivores or the nitrogen flux out of the herbivore pool due to death. Therefore, we quantify herbivore excretion by

$$\left(\frac{1}{CNP} - \frac{1}{CNH} \right) e_1 r_{1H} H_C P_C + \frac{1}{CNH} r_{2H} H_C.$$

The equation for nitrogen fluxes into or out of the inorganic nitrogen pool is given by

$$\frac{dN}{dt} = N_{ext} + r_{min} D_N + \left(\frac{1}{CNP} - \frac{1}{CNH} \right) e_1 r_{1H} H_C P_C + \frac{r_{2H} H_C}{CNH} - \frac{r_p P_C N}{CNP} - K_{NL} N,$$

where N_{ext} is an external input of nitrogen (e.g. Hoagland solution [25]), r_{min} is a first-order mineralization rate constant that determines how much nitrogen is released from the detrital nitrogen pool, and K_{NL} is a first-order nitrogen leaching constant. Plant uptake of nitrogen is reflected in the subtraction of the term $r_p P_C N$ with respect to CNP .

Following Fig 1 and using terms from the preceding equations, the detrital carbon and nitrogen pools are modeled as

$$\frac{dD_C}{dt} = d_p P_C + d_H H_C + (1 - e_1) r_{1H} H_C P_C - r_{min} D_C,$$

and

$$\frac{dD_N}{dt} = \frac{d_p P_C}{CNP} + \frac{d_H H_C}{CNH} + \frac{1}{CNP} (1 - e_1) r_{1H} H_C P_C - r_{min} D_N - K_{DL} D_N,$$

where K_{DL} is a first-order detrital nitrogen leaching constant.

All of our equations follow a type I functional response. This was established primarily to maintain simplicity of a complex model. However, because the model operates under the assumption of resource limitation, it is appropriate and follows other models with complementary goals [6,26].

We analyze the system of differential equations described above by solving for the steady states. We find three solutions describing the following settings: 1. all living pools are extinct, 2. herbivore extinction, and 3. the co-existence solution in which all pools exist (see equations in [S1 Text](#)). In the remainder of the paper, we are interested in exploring the third steady state solution in which all pools coexist. To determine the stability of the solution, we first computed the Jacobian matrix ([S2 Text](#)) of the mass balance equations. Substitution of the steady state solution into the Jacobian leads to extremely complicated expressions for the eigenvalues, making an analytical study of the stability intractable. Therefore we numerically compute the eigenvalues and determine that the coexistence steady state solution is stable for our baseline parameter values and for wide ranges of input parameter values tested ($20 \leq CNP \leq 40$) and ($0.1 \leq e_1 \leq 1$).

Model Sensitivity

We focus the analysis in this manuscript on the sensitivity of herbivore e_1 and the interaction of e_1 and stoichiometric quality of the host plant, CNP . In so doing, we are exploring the idea that more complete herbivore consumption will lead to decreased primary production by decreasing soil organic matter availability and therefore mineral nitrogen. We explore this idea by varying the efficiency with which the herbivore pool grazes at three different levels of plant quality defined by: $CNP = 20, 30$ and 40 . We choose these C:N values because they bound a reasonable range of quality for grasses (we used *Ammophila arenaria* to parameterize the model [27]). By definition, $0 \leq e_1 \leq 1$.

The model is sensitive to the values of r_{2H} , CNP and CNH (see [S3 Text](#) for an analytical explanation) because excretion, as defined in [Fig 1](#), must be greater than or equal to zero.

Results and Discussion

The goal of this work was to resolve the mechanisms through which herbivory can be beneficial to plant growth. We explore the idea that the benefits of herbivory would vary depending whether nutrients are mineralized through the herbivore or the detrital pools with respect to the stoichiometric quality of the plant grazed. The results show that when e_1 is low, the amount of detrital carbon and nitrogen present in soil increases, and therefore the proportion of plant biomass mineralized in the detrital pool as opposed to the herbivore pool increases. The availability of detrital carbon ([Fig 2a](#)) is highest when e_1 is very low and the C:N of the plant is high, and the difference between available detrital carbon from plants of low C:N and those from high C:N declines with increasing e_1 . Intuitively, the reverse is true for detrital nitrogen ([Fig 2b](#)) in that more is available when plant C:N is lowest, but again, this interacts with e_1 . We see that when e_1 is greatest, herbivore biomass is greatest ([Fig 2c](#)), and that this interacts with plant stoichiometry in that herbivore biomass is greatest when they consume high C:N plants, but this difference decreases as e_1 increases. The availability of inorganic nitrogen for plant uptake increases as herbivore e_1 increases ([Fig 2d](#)). It follows that inorganic nitrogen availability is

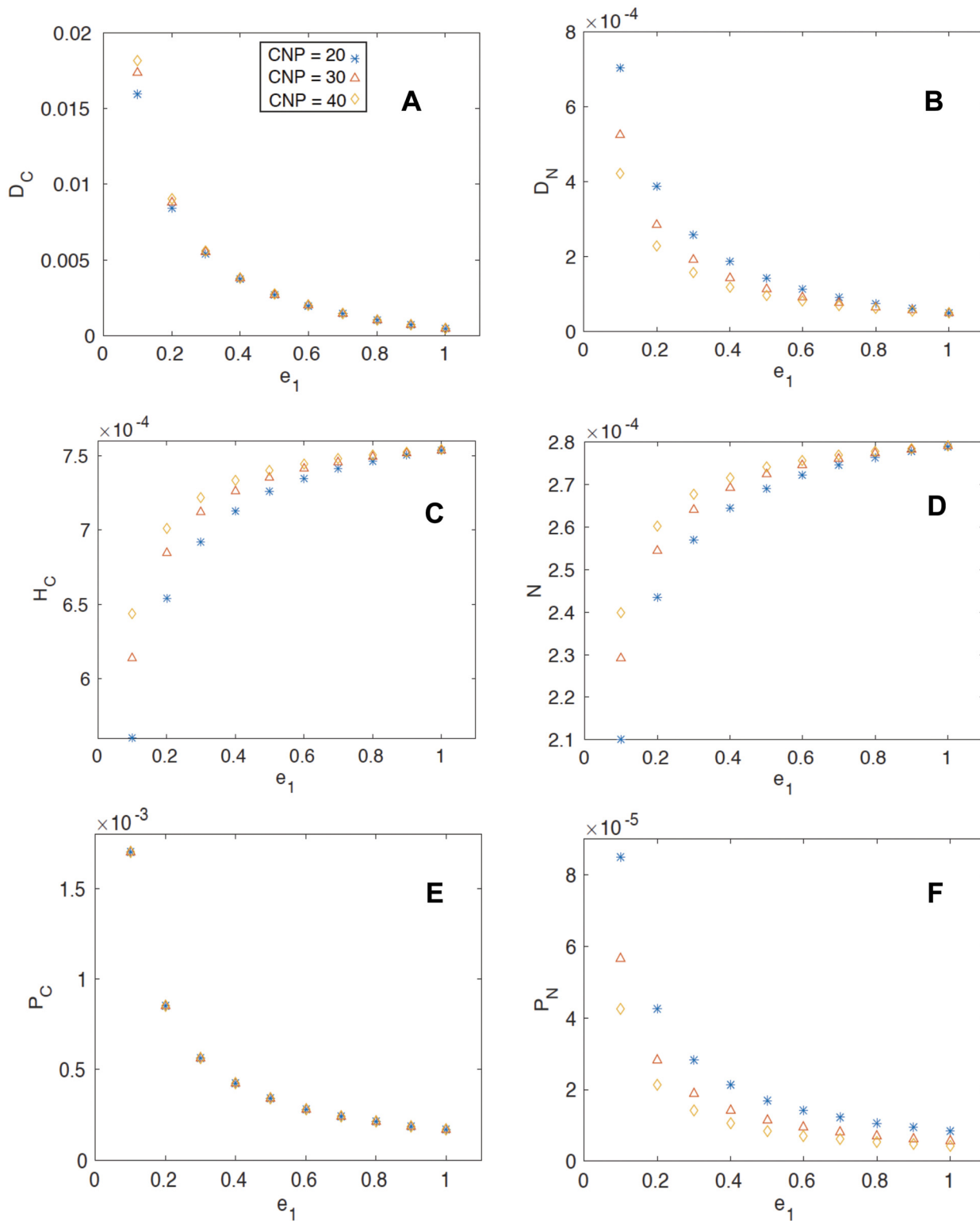


Fig 2. The steady state coexistence solution of the pools as a function of herbivore efficiency, a. detrital carbon, b. detrital nitrogen, c. herbivore biomass carbon, d. inorganic nitrogen and e. plant biomass carbon and f. plant biomass nitrogen. In all panels, asterisks indicate $CNP = 20$, triangles indicate $CNP = 30$ and diamonds indicate $CNP = 40$.

doi:10.1371/journal.pone.0129775.g002

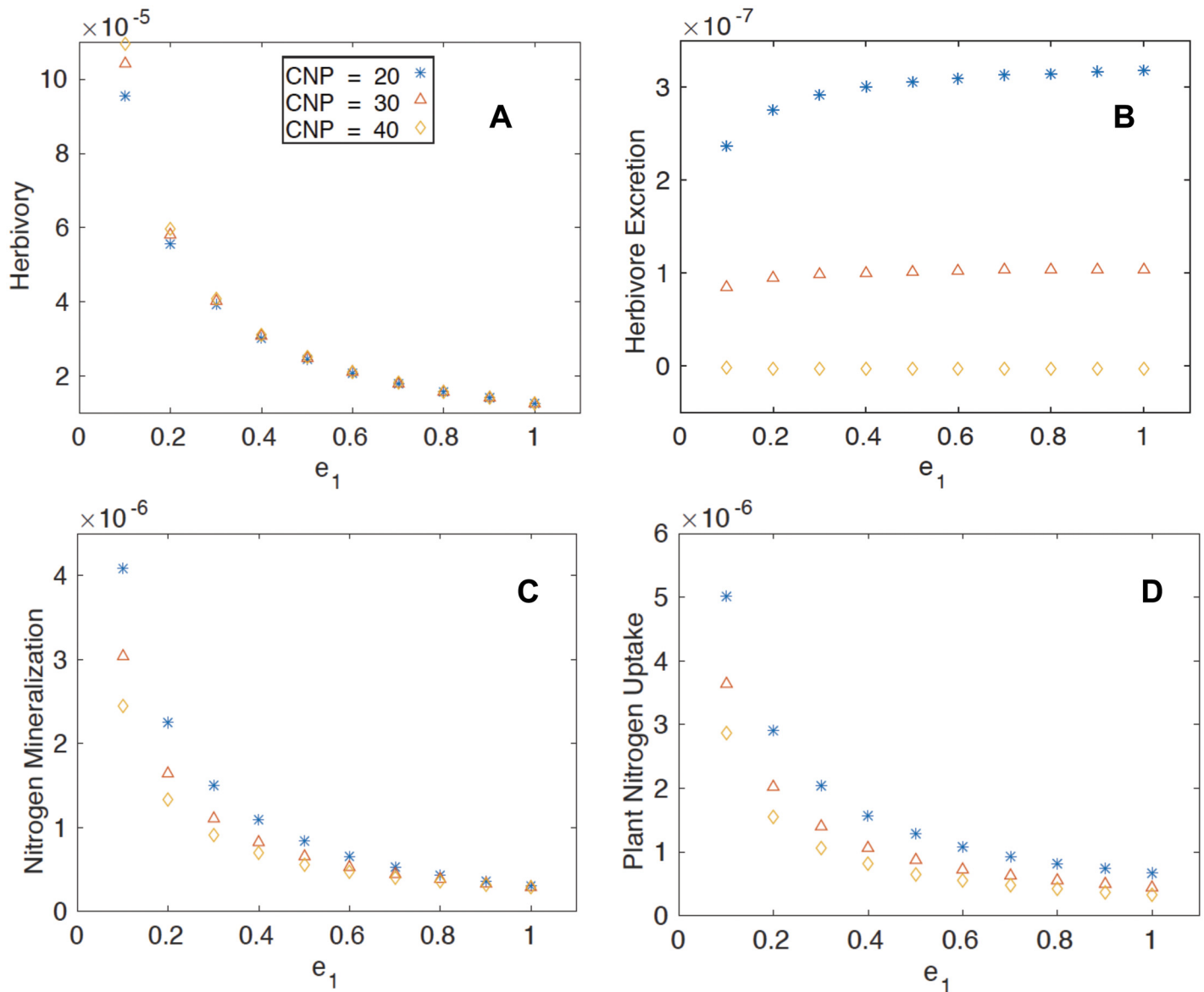


Fig 3. The steady state coexistence solution of the fluxes as a function of herbivore efficiency, a. herbivory, b. herbivore excretion, c. nitrogen mineralization and d. plant uptake. In all panels, symbols are presented as in Fig 2.

doi:10.1371/journal.pone.0129775.g003

highest at more complete herbivore feeding (high e_1) because plant biomass (Fig 2e and 2f), and therefore plant uptake (Fig 3d), are lower. Plant biomass nitrogen is lower because herbivore biomass is higher (Fig 2c); This difference is most pronounced when plant C:N is lowest (Fig 2f).

With respect to the fluxes, herbivory (the loss of plant biomass due to herbivores) declines with higher e_1 (Fig 3a) because, while herbivore biomass is greater (Fig 2c), plant biomass is lower (Fig 2e and 2f). Mathematically, herbivory is determined by plant and herbivore biomass. Specifically, because CNH is constant, the C:N mismatch between plants and herbivores grows as the value of CNP rises. When one views the model output (Fig 3a), at the highest value of CNP , where the C:N difference will be greatest, herbivory is highest. However, this only occurs for the sloppiest grazers when $e_1 < 0.2$ and the difference in herbivory as related to plant

quality disappears. This suggests that herbivores that leave much biomass behind may graze more to compensate when plant quality is lower (S3 Text). Excretion by the herbivores increases as e_1 increases and the herbivore metabolizes more plant biomass, but it is especially so at the lowest plant C:N values (Fig 3b) when there will be more nitrogen. Nitrogen mineralization occurs to the greatest extent when e_1 is low (Fig 3c) and the detrital nitrogen pool is greatest (Fig 2b). Likewise, plant uptake of C and N is highest (Fig 3d) when plant biomass is greatest (Fig 2e and 2f). The increased plant demand helps to explain the lower levels of inorganic nitrogen at low e_1 (Fig 2d) but high detrital nitrogen (Fig 2b). Mathematically and ecologically, this is a logical outcome. When plant biomass is greater, its capacity of plants to absorb mineral nutrients will increase.

The availability of inorganic nitrogen in soil increases with e_1 . Further, the availability is greatest when high C:N plants are consumed at low e_1 (Fig 2d). This seems counterintuitive given that detrital nitrogen decreases as herbivores consume more biomass when they graze (Fig 2b). It can be explained two ways. First, higher e_1 means less plant biomass to be mineralized in the detrital pool. The organic matter instead is mineralized through the metabolic processes and excretion of the herbivore. The increase in inorganic nitrogen with higher e_1 follows herbivore excretion that increases as the herbivore successfully ingests more material. At the same time, nitrogen mineralization in the detrital pool declines with higher e_1 because there is less detritus available. The second explanation reflects a logical feedback between plant and soil nutrients. As plant biomass is greater (Fig 2e and 2f), the demand on soil nutrients is that much greater. The process of herbivore excretion (Fig 3b), and nitrogen mineralization (Fig 3c) are both greatest at low *CNP*. When plants capitalize on this resource, mineral nitrogen is held in the plant pool, and hence, lower levels of inorganic nitrogen are realized at lower *CNP* (Fig 2d).

Herbivory leads to mineralization of nutrients through two pathways, direct and indirect. Directly, herbivores consume organic matter and excrete mineral nutrients as waste, and indirectly, organic matter left behind when herbivore activity primes microbial mineralization of nutrients in the detrital pool. The principle driving these results is the stoichiometric mismatch between a plant and its herbivore. Indeed, the greater the degree of mismatch, the greater the intensity of herbivory will be [28] due to the need to acquire the resource in short supply. Given these challenges, plants of higher quality are more likely chosen by herbivores [29]. Herbivore consumption can directly affect plant quality [30] and indirectly affect plant quality through feedbacks from nutrient cycling [26,30]. However, whether or not the herbivore can ingest and assimilate what is consumed affects e_1 and interacts with plant stoichiometric quality. Our model builds the connection between the direct and usually negative effects of being grazed, and the indirect benefits of mineralization emerging from the detrital pool [31]. Sloppy herbivores may graze more plant material to acquire needed nutrients; this is even more so in the case where plant quality is low. This is not inconsistent with the fact that high quality plants will be chosen more than low quality plants [29]. However, our model does not allow for herbivore choice. It does show that plant quality interacts with e_1 to affect mineral nitrogen availability. However, the logistics of consuming low quality plant (e.g. high lignin content) material, or plants that contain defensive secondary metabolites can drive the degree to which a plant is grazed. The extent to which low quality or high quality plant material is more likely to be leaky or discarded during grazing will certainly affect the metabolism and the threshold elemental ratio of the herbivore [32]. This would be an interesting next step in the future development of this model.

Here we explore the idea that sloppy grazing, a low e_1 , and the release of mineral nitrogen from the detrital pool can offset the negative effects of herbivory. However, to test this idea we must consider the outcome of this model in the absence of herbivores, as a control. As stated

previously, stability analysis revealed three steady state solutions (S1 Text). In the second solution the herbivore is extinct. In this case, plant biomass increases through values of r_p (because plant N uptake is a function of r_p) until the herbivore is present (Fig 4a). Once under the influence of herbivory, plant biomass does not increase any further. Once within the range of parameters in which herbivores exist, increasing herbivory, r_{IH} , leads to declines in plant biomass, but the rate of decline rapidly slows (Fig 4b). The outcome of this analysis reveals the impact of herbivory, though moderated.

Our model was inspired by theoretical work carried out in soil food webs [33–36], and the parameter values were selected from our own greenhouse experiments and the soil food web literature. However, it is useful to consider the implications of this model for all plant herbivore interactions including grazing above-ground green biomass or the consumption of phytoplankton and vegetation in aquatic environments. The stoichiometric nature of this model allows for that possibility given the appropriate parameter values. Plants in aquatic environments tend to be of higher quality as they lack carbon rich support tissues (lignin) required for living on land [8]. This difference in aquatic and terrestrial plants may lead to a greater degree of nitrogen mineralization in aquatic systems than one would see for comparable plant biomass on land. Even though the priming influence of a pulse of organic matter is a general phenomenon that occurs in aquatic as well as terrestrial environments [37], the physical factors of living in water may interact with the fraction of plant biomass actually consumed. The spatial and temporal scale over which nutrient cycling is coupled to herbivory is likely shorter in a terrestrial than an aquatic environment [38]. Organic matter released through partial feeding under water may quickly diffuse away. Conversely in terrestrial soil, it is more likely to remain close to the rhizosphere. Further, consumption patterns may tip the balance to more nutrient cycling in the detrital pool for terrestrial plants and more herbivore driven nutrient cycling for aquatic plants. That is, in a pelagic aquatic environment, much of the primary producer biomass is in the form of phytoplankton, and it is usually consumed whole without the production of large amounts of detritus [39,40]. In our model, that would make $e_f = 1.0$. The flux of organic matter to the detrital pool would be limited to herbivore death and plant death (Fig 1). Our model does not account for differences in herbivore feeding strategies or optimal foraging. However, these would certainly interact with both e_f (e.g. a phloem sucking versus a chewing insect) and the stoichiometric quality of the food they select [29].

Conclusions

The results of this model have implications for the way we think about plant herbivore interactions. Any time a herbivore is of higher quality (low C:N) consuming a plant of lower quality (high C:N) the herbivore is going to respire CO₂, scavenge the nitrogen and drive plants into nitrogen limitation in that environment [41]. However, models show that the stoichiometric quality of the herbivore can pose restrictions depending on the plants own nutrient affinity (*sensu* Daufresne and Loreau [26]). As many plants are non-homeostatic with respect to C:N, this will eventually alter the quality of the plants' own tissue. Our model does not account for non-homeostatic changes in long-term plant quality, but it does show that the fraction of plant biomass actually consumed and metabolized by the herbivore will affect the degree to which a plant can recoup any losses. Furthermore, neighboring plants benefit from local herbivory [42], and herbivory may have significant effects on competitive outcomes [43]. This model mechanistically connects the direct effects of herbivory with the indirect effects of soil nutrient cycling. It helps resolve the mechanisms associated with herbivory and feedbacks to primary production.

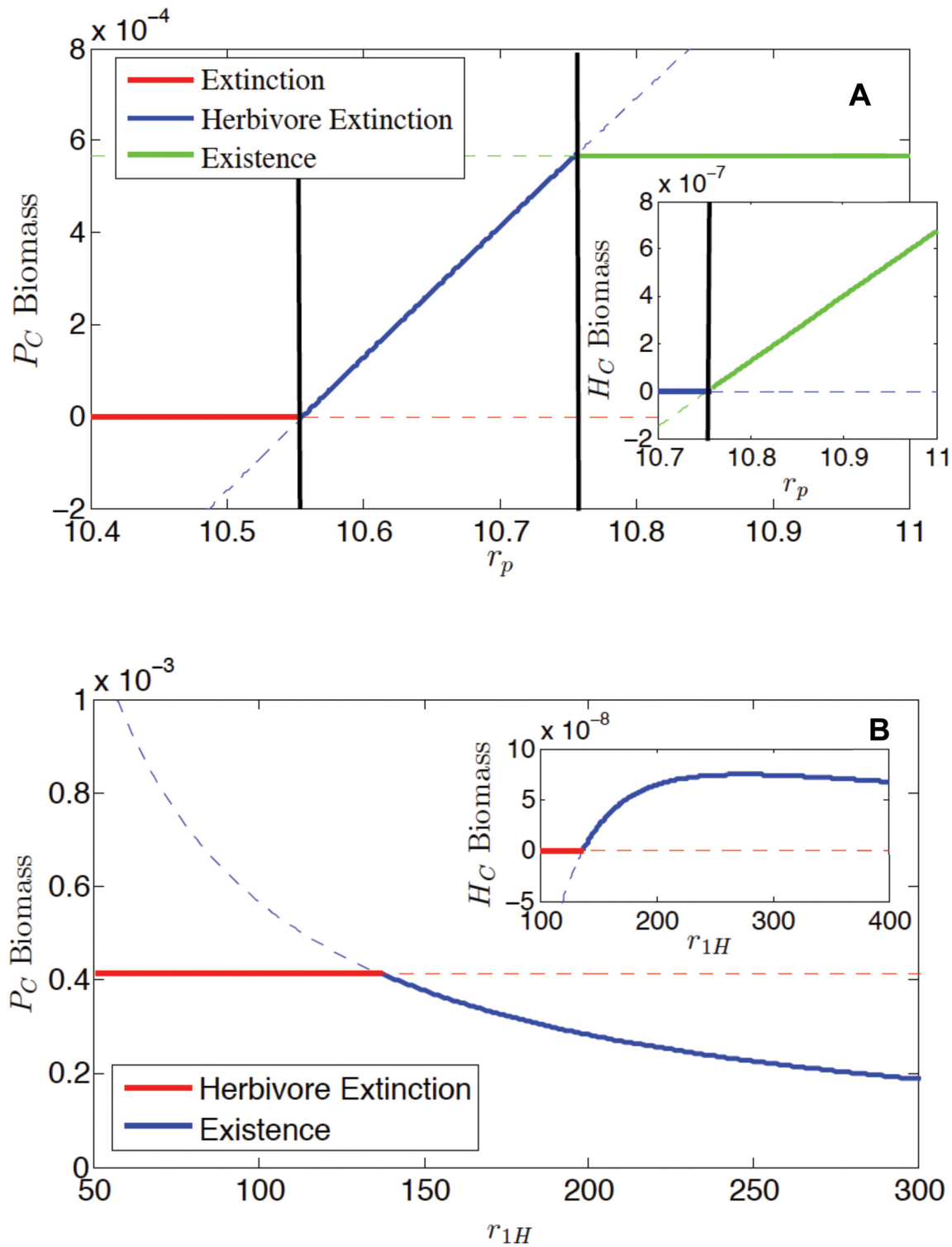


Fig 4. Bifurcation diagram indicating the stability and instability of the three steady state solutions as a.) r_p is varied, and b.) r_{1H} is varied. In both a. and b. the main figure shows Plant (P_C) biomass while the inset shows Herbivore (H_C) biomass.

doi:10.1371/journal.pone.0129775.g004

Supporting Information

S1 Text. Three Steady State Solutions.

(PDF)

S2 Text. Jacobian Matrix.

(PDF)

S3 Text. Model Criterion.

(PDF)

Acknowledgments

JAK was partially supported for this work by NSF OISE# 0758674. EF and LB are supported by NSF CMMI#1233397. JAK, VK and WvdP developed the concept of this model. JAK and VK developed the equations of the model, but VK solved the mathematical expressions. EF and LB assisted with the mathematical expressions, analysis and presentation. JAK and VK wrote the manuscript with editorial advice from WvdP and EF. We would like to gratefully acknowledge the help of Hans van Veen and Elisa Thébault for valuable advice in the early stages of model development. We thank Peter J. Morin for editorial advice, and we are very grateful to the reviewers whose comments have significantly improved this manuscript.

Author Contributions

Conceived and designed the experiments: JAK VK WvdP. Performed the experiments: JAK VK. Analyzed the data: JAK VK EF LB. Wrote the paper: JAK VK EF LB WvdP.

References

1. Bardgett RD, Wardle DA (2010) *Aboveground—Belowground Linkages: Biotic Interactions, Ecosystem Processes and Global Change*. Oxford.
2. Hamilton EW, Frank DA, Hinchey PM, Murray TR (2008) Defoliation induces root exudation and triggers positive rhizospheric feedbacks in a temperate grassland. *Soil Biology & Biochemistry* 40: 2865–2873.
3. Ruess RW, McNaughton SJ (1987) Grazing and the dynamics of nutrient and energy regulated microbial processes in the Serengeti grasslands. *Oikos* 49: 101–110.
4. Agrawal AA (2000) Overcompensation of plants in response to herbivory and the by-product benefits of mutualism. *Trends in Plant Science* 5: 309–313. PMID: [10871904](#)
5. Bonkowski M (2004) Protozoa and plant growth: the microbial loop in soil revisited. *New Phytologist* 162: 617–631.
6. Cherif M, Loreau M (2013) Plant—herbivore—decomposer stoichiometric mismatches and nutrient cycling in ecosystems. *Proceedings of the Royal Society B-Biological Sciences* 280. doi: [10.1098/rspb.2013.1354](#) PMID: [23825215](#)
7. Osler GHR, Sommerkorn M (2007) Toward a complete soil C and N cycle: Incorporating the soil fauna. *Ecology* 88: 1611–1621. PMID: [17645007](#)
8. Sterner RW, Elser JJ (2002) *Ecological Stoichiometry*. Princeton: Princeton University Press.
9. Elser J, Fagan WF, Denno RF, Dobberfuhl DR, Folarin A, et al. (2000) Nutritional constraints in terrestrial and freshwater food webs. *Nature* 408: 578–580. PMID: [11117743](#)
10. Bardgett RD, Wardle DA (2003) Herbivore-mediated linkages between aboveground and belowground communities. *Ecology* 84: 2258–2268.
11. Hamilton EW, Frank DA (2001) Can plants stimulate soil microbes and their own nutrient supply? Evidence from a grazing tolerant grass. *Ecology* 82: 2397–2402.
12. Kuzyakov Y, Friedel JK, Stahr K (2000) Review of mechanisms and quantification of priming effects. *Soil Biology & Biochemistry* 32: 1485–1498.

13. Mikola J, Setälä H, Virkajarvi P, Saarijarvi K, Ilmarinen K, et al. (2009) Defoliation and patchy nutrient return drive grazing effects on plant and soil properties in a dairy cow pasture. *Ecological Monographs* 79: 221–244.
14. Anderson TR, Hessen DO, Elser JJ, Urabe J (2005) Metabolic stoichiometry and the fate of excess carbon and nutrients in consumers. *The American naturalist* 165: 1–15. PMID: [15729636](#)
15. Sih A (1980) Optimal foraging: partial consumption of prey. *American Naturalist*: 281–290.
16. Lindeman RL (1942) The trophic-dynamic aspect of ecology. *Ecology* 23: 399–418.
17. McNaughton SJ (1976) Serengeti migratory wildebeest: facilitation of energy flow by grazing. *Science* 191: 92–94. PMID: [17834943](#)
18. Bardgett RD, Denton CS, Cook R (1999) Below-ground herbivory promotes soil nutrient transfer and root growth in grassland. *Ecology Letters* 2: 357–360. PMID: [10427718](#)
19. Tu C, Koenning SR, Hu S (2003) Root-parasitic nematodes enhance soil microbial activities and nitrogen mineralization. *Microbial Ecology* 46: 134–144. PMID: [12739076](#)
20. van Veen JA, Ladd JN, Frissel MJ (1984) Modelling C and N turnover through microbial biomass in soil. *Plant and Soil* 76: 257–274.
21. Vitousek PM, Howarth RW (1991) Nitrogen limitation on land and in the sea: how can it occur? *Biogeochemistry* 13: 87–115.
22. Liebig J (1840) *Chemistry and Its Application to Agriculture and Physiology*. London: Taylor and Walton.
23. Evans JR (1989) Photosynthesis and nitrogen relationships in leaves of C3 plants. *Oecologia* 78: 9–19.
24. Moore JC, McCann K, de Ruiter PC (2005) Modeling trophic pathways, nutrient cycling, and dynamic stability in soils. *Pedobiologia* 49: 499–510.
25. Hoagland D, Arnon D (1938) *The water culture method for growing plants with out soil*. Berkley, CA: University of California Agriculture Experiment Station.
26. Daufresne T, Loreau M (2001) Plant-herbivore interactions and ecological stoichiometry: when do herbivores determine plant nutrient limitation? *Ecology Letters* 4: 196–206.
27. Van der putten WH, Vandijk C, Troelstra SR (1988) Biotic soil factors affecting the growth and development of *Ammophila arenaria*. *Oecologia* 76: 313–320.
28. Hillebrand H, Borer ET, Bracken MES, Cardinale BJ, Cebrian J, et al. (2009) Herbivore metabolism and stoichiometry each constrain herbivory at different organizational scales across ecosystems. *Ecology Letters* 12: 516–527. doi: [10.1111/j.1461-0248.2009.01304.x](#) PMID: [19392711](#)
29. Cebrian J (1999) Patterns in the fate of production in plant communities. *American Naturalist* 154: 449–468. PMID: [10523491](#)
30. Knoll LB, McIntyre PB, Vanni MJ, Flecker AS (2009) Feedbacks of consumer nutrient recycling on producer biomass and stoichiometry: separating direct and indirect effects. *Oikos* 118: 1732–1742.
31. Wardle DA, Bardgett RD, Klironomos JN, Setälä H, van der Putten WH, et al. (2004) Ecological linkages between aboveground and belowground biota. *Science* 304: 1629–1633. PMID: [15192218](#)
32. Frost PC, Benstead JP, Cross WF, Hillebrand H, Larson JH, et al. (2006) Threshold elemental ratios of carbon and phosphorus in aquatic consumers. *Ecology Letters* 9: 774–779. PMID: [16796566](#)
33. de Ruiter PC, Neutel A-M, Moore JC (1995) Energetics, patterns and interaction strengths and stability in real ecosystems. *Science* 269: 1257–1260. PMID: [17732112](#)
34. Hunt HW, Coleman DC, Ingham ER, Ingham RE, Elliot ET, et al. (1987) The detrital food web in a short-grass prairie. *Biology Fertility of Soil* 3: 57–68.
35. Moore JC, de Ruiter PC, Hunt HW, Coleman DC, Freckman DW (1996) Microcosms and soil ecology: critical linkages between field studies and modelling food webs. *Ecology* 77: 694–705.
36. Raynaud X, Lata JC, Leadley PW (2006) Soil microbial loop and nutrient uptake by plants: a test using a coupled C: N model of plant-microbial interactions. *Plant and Soil* 287: 95–116.
37. Guenet B, Danger M, Abbadie L, Lacroix G (2010) Priming effect: bridging the gap between terrestrial and aquatic ecology. *Ecology* 91: 2850–2861. PMID: [21058546](#)
38. Krumins JA, van Oevelen D, Bezemer TM, De Deyn GB, Hol WHG, et al. (2013) *Soil and Freshwater and Marine Sediment Food Webs: Their Structure and Function*. *Bioscience* 63: 35–42.
39. Chase JM (2000) Are there real differences among aquatic and terrestrial food webs? *Trends in Ecology and Evolution* 15: 408–412. PMID: [10998518](#)
40. Cyr H, Pace ML (1993) Magnitude and patterns of herbivory in aquatic and terrestrial ecosystems. *Nature* 361: 148–150.

41. Sterner RW (1990) The Ratio of nitrogen to phosphorus resupplied by herbivores—zooplankton and the algal competitive arena. *American Naturalist* 136: 209–229.
42. Ayres E, Dromph KM, Cook R, Ostle N, Bardgett RD (2007) The influence of below-ground herbivory and defoliation of a legume on nitrogen transfer to neighbouring plants. *Functional Ecology* 21: 256–263.
43. Daufresne T, Hedin LO (2005) Plant coexistence depends on ecosystem nutrient cycles: Extension of the resource-ratio theory. *Proceedings of the National Academy of Sciences of the United States of America* 102: 9212–9217. PMID: [15964989](#)
44. Ahn M-Y, Zimmerman AR, Comerford NB, Sickman JO, Grunwald S (2009) Carbon mineralization and labile organic carbon pools in the sandy soils of a northern Florida watershed. *Ecosystems* 12: 672–685.